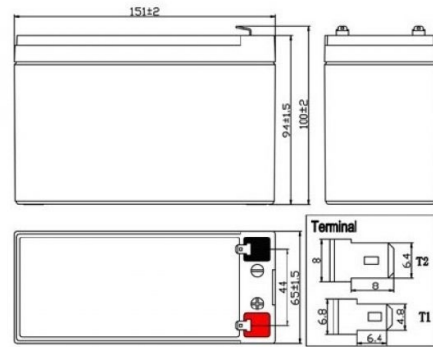


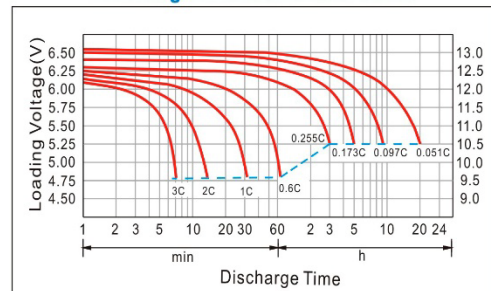
# PQC1208ST1-T2 (12V 8Ah)



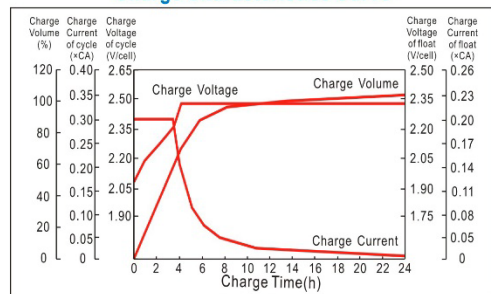
Specifications		PQC1208ST1-T2
Nominal Voltage		12V
Rated Capacity (25°C), (20HR)		8Ah
Dimensions (mm)	Length	151
	Width	65
	Height	94
	Total Height	100
Approx. Weight (kg)		2.35 kg
Terminal		T1-T2

Characteristics		
Capacity (25°C)	20HR (0.412A)	8.24Ah
	10HR (0.787A)	7.78Ah
	5HR (1.407A)	7.03Ah
	1HR (5.200A)	5.20Ah
	15min. rate (15.40A)	3.85Ah
Impedance	Fully charged battery (25°C)	Approx. 18mΩ
	Temperature dependence of capacity (20HR)	
	40°C	107%
	25°C	100%
	0°C	76%
	-15°C	56%
Self-discharge (20°C) (remaining capacity)	3 months	90%
	6 months	80%
	12 months	60%
Max. discharge current (25°C)		120A(5s)
Expected cycle life (@ DOD 80%)		450
Constant voltage charge (25°C)	Cycle	14.7~15.0V(-24mV/°C) max. current: 0.3CA
	Float	13.5~13.8V(-18mV/°C) max. current: 0.2CA

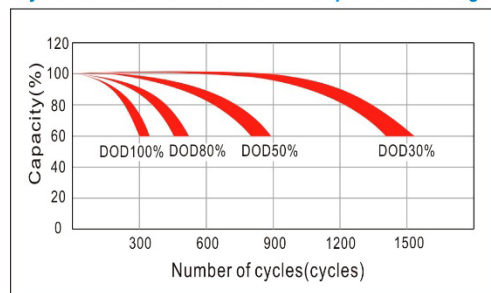
Discharge Characteristics Curve



Charge Characteristics Curve



Cycle service life in relation to depth of discharge



Constant Current Discharge Characteristics (A), (25°C)												
F.V/TIME	5min	10min	15min	30min	60min	2H	3H	5H	8H	10H	20H	
1.60V/cell	31.56	20.68	15.40	8.200	5.200	2.930	2.134	1.439	0.953	0.816	0.437	
1.70V/cell	28.64	19.16	14.52	7.960	5.084	2.884	2.081	1.418	0.938	0.795	0.421	
1.75V/cell	25.72	17.96	13.72	7.720	5.020	2.860	2.060	1.407	0.930	0.787	0.412	
1.80V/cell	23.08	16.80	12.92	7.480	4.948	2.836	2.036	1.391	0.918	0.775	0.395	

Constant Wattage Discharge Characteristics (W/cell), (25°C)												
F.V/TIME	5min	10min	15min	30min	60min	2H	3H	5H	8H	10H	20H	
1.60V/cell	57.07	37.74	28.36	15.65	10.31	5.810	4.253	2.871	1.901	1.629	0.874	
1.70V/cell	52.75	35.61	27.23	15.32	10.13	5.744	4.155	2.832	1.874	1.590	0.843	
1.75V/cell	48.01	33.97	25.95	14.99	10.01	5.701	4.117	2.812	1.859	1.576	0.827	
1.80V/cell	43.47	32.06	24.66	14.65	9.871	5.658	4.072	2.782	1.835	1.552	0.794	