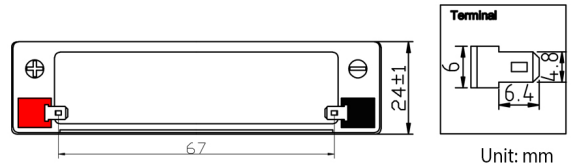
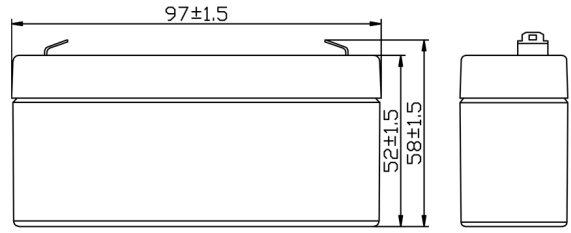
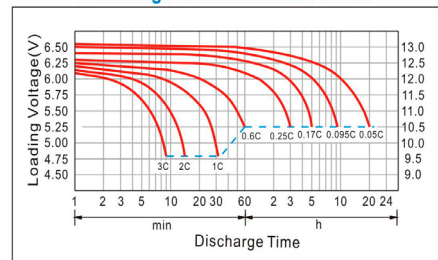


PQ0601S2T1 (6V 1.2Ah)

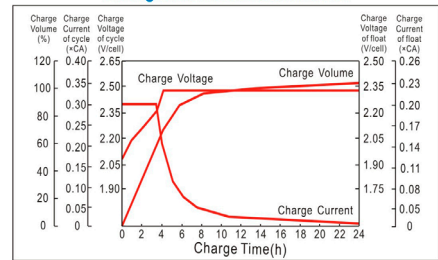


Specifications		PQ0601S2T1	
Nominal Voltage		6V	
Rated Capacity		1.2Ah	
Dimensions (mm)	Length	97	
	Width	24	
	Height	52	
	Total Height	58	
Approx. Weight (kg)		0.27	
Terminal		T1-A	
Characteristics			
Capacity 25°C	20HR (0.061A)	1.22Ah	
	10HR (0.116A)	1.16Ah	
	5HR (0.207A)	1.03Ah	
	1HR (0.780A)	0.78Ah	
	15 min rate (2.310A)	0.57Ah	
Impedance	Fully charged battery	Approx.	
	25°C	62mΩ	
Temperature dependence of capacity (20HR)	40°C	107%	
	25°C	100%	
	0°C	76%	
	-15°C	56%	
Self-discharge (20°C) (remaining capacity)	3 months	90%	
	6 months	80%	
	12 months	60%	
Max. discharge current (25°C)		18A(5s)	
Service life acc. to EUROBAT (25°C)		3-5 years	
Constant voltage charge (25°C)	Cycle	7.35~7.5V(-12mV/°C) max. current: 0.3CA	
	Float	6.75~6.9V(-9mV/°C) max. current: 0.2CA	

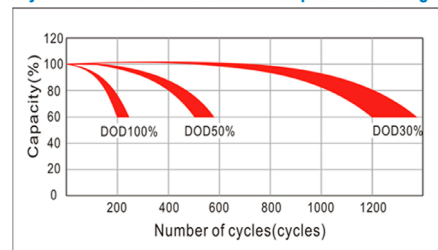
Discharge Characteristics Curve



Charge Characteristics Curve



Cycle service life in relation to depth of discharge



Constant Current Discharge Characteristics (A), (25°C)												
F.V/TIME	5min	10min	15min	30min	60min	2H	3H	5H	8H	10H	20H	
1.60V/cell	4,734	3,102	2,310	1,230	0,780	0,439	0,314	0,212	0,140	0,120	0,064	
1.70V/cell	4,296	2,874	2,178	1,194	0,763	0,433	0,306	0,209	0,138	0,117	0,062	
1.75V/cell	3,858	2,694	2,058	1,158	0,753	0,429	0,303	0,207	0,137	0,116	0,061	
1.80V/cell	3,462	2,520	1,938	1,122	0,742	0,425	0,299	0,205	0,135	0,114	0,058	

Constant Wattage Discharge Characteristics (W/cell), (25°C)												
F.V/TIME	5min	10min	15min	30min	60min	2H	3H	5H	8H	10H	20H	
1.60V/cell	8,561	5,661	4,254	2,347	1,547	0,872	0,626	0,422	0,280	0,240	0,128	
1.70V/cell	7,912	5,341	4,084	2,298	1,519	0,862	0,611	0,416	0,276	0,234	0,124	
1.75V/cell	7,202	5,096	3,893	2,248	1,501	0,855	0,605	0,414	0,273	0,232	0,122	
1.80V/cell	6,520	4,809	3,698	2,197	1,481	0,849	0,599	0,409	0,270	0,228	0,117	