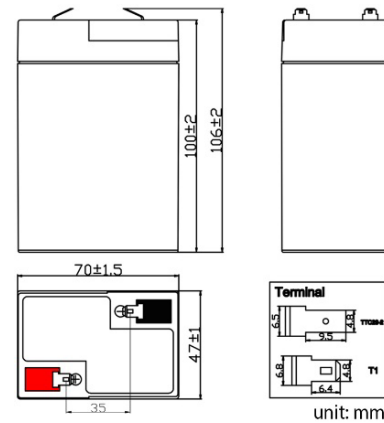
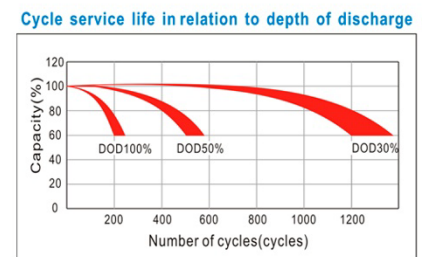
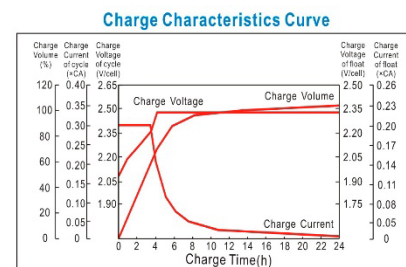
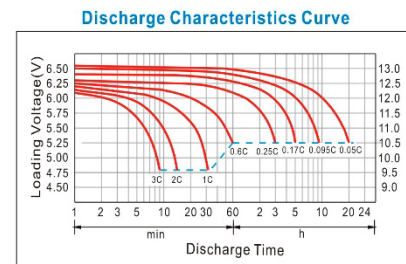


# PQ0605S T1-T2 (6V 5Ah)



Specifications		PQ0605S T1-T2
Nominal Voltage		6V
Rated Capacity (25°C), (20HR)		5.0Ah
Dimensions (mm)	Length	70
	Width	47
	Height	100
	Total Height	106
Approx. Weight (kg)		0.77
Terminal		T1/T2

Characteristics		
Capacity (25°C)	20HR (0.253A)	5.06Ah
	10HR (0.483A)	4.83Ah
	5HR (0.863A)	4.31Ah
	1HR (3.250A)	3.25Ah
	15 min rate (10.05A)	2.51Ah
Impedance	Fully charged battery (25°C)	Approx. 17mΩ
	Temperature dependence of capacity (20HR)	
	40°C	107%
	25°C	100%
	0°C	76%
	-15°C	56%
Self-discharge (20°C) (remaining capacity)	3 months	90%
	6 months	80%
	12 months	60%
Max. discharge current (25°C)		75A(5s)
Service life acc. to EUROBAT (25°C)		3-5 years
Constant voltage charge (25°C)	Cycle	7.35~7.5V(-12mV/°C) max. current: 0.3CA
	Float	6.75~6.9V(-9mV/°C) max. current: 0.2CA



## Constant Current Discharge Characteristics (A), (25°C)

F.V/TIME	5min	8min	10min	15min	30min	60min	2H	3H	5H	8H	10H	20H
1.60V/cell	19,33	14,81	13,37	10,05	5,492	3,250	1,831	1,308	0,882	0,584	0,500	0,268
1.67V/cell	18,71	14,38	12,79	9,731	5,432	3,218	1,818	1,298	0,876	0,580	0,495	0,264
1.70V/cell	18,36	13,95	12,41	9,410	5,371	3,178	1,803	1,275	0,869	0,575	0,488	0,258
1.75V/cell	17,62	13,28	11,89	9,081	5,213	3,138	1,788	1,263	0,863	0,570	0,483	0,253
1.80V/cell	16,87	12,66	11,25	8,708	4,993	3,093	1,773	1,248	0,853	0,563	0,475	0,243

## Constant Wattage Discharge Characteristics (W/cell), (25°C)

1.60V/cell	35,43	27,64	25,29	20,59	10,76	6,446	3,631	2,606	1,760	1,165	0,998	0,535
1.67V/cell	34,45	26,96	24,31	20,00	10,66	6,392	3,611	2,589	1,747	1,156	0,989	0,528
1.70V/cell	33,96	26,28	23,68	19,46	10,54	6,329	3,590	2,546	1,735	1,148	0,975	0,517
1.75V/cell	32,89	25,24	22,89	18,90	10,24	6,254	3,563	2,523	1,724	1,139	0,966	0,507
1.80V/cell	31,77	24,26	21,84	18,24	9,819	6,170	3,536	2,495	1,705	1,125	0,951	0,487